

# QUARTERLY UPDATE



## **New England Feeding New England**

A project of the New England State  
Food System Planners Partnership

November 16, 2021

[www.nefoodssystemplanners.org](http://www.nefoodssystemplanners.org)

# Meeting Objectives



- Participants will gain an understanding of the project goals and current status.
- Participants will begin to explore how they and their work can fit into this project.
- Participants will have an opportunity to connect with others in the project and understand how to stay involved.
- Participants will have the opportunity to provide input and feedback into project direction.

# Agenda



1. Project Overview
2. Research Update – Jobs & Establishments in New England
3. Small Group Discussions by State and the Region
4. Closing and Next Steps

# The New England State Food System Planners Partnership



Ellen Kahler



NH FOOD ALLIANCE

Erin Hale & Nicole Cardwell



Tanya Swain



Martha Page & Meg Hourigan



Nessa Richman



Winton Pitcoff & Brittany Peats

In collaboration with



Lisa Fernandes

New England Feeding New England  
**PROJECT GOAL**



**By 2030, 30% of the food consumed in New England is produced/harvested/caught within New England.**

Our collective effort will focus on expanding and fortifying the region's food supply and distribution systems in an equitable and inclusive way that ensures the availability of adequate, affordable, socially and culturally appropriate products under a variety of rapidly changing climate, environmental, and public health conditions.

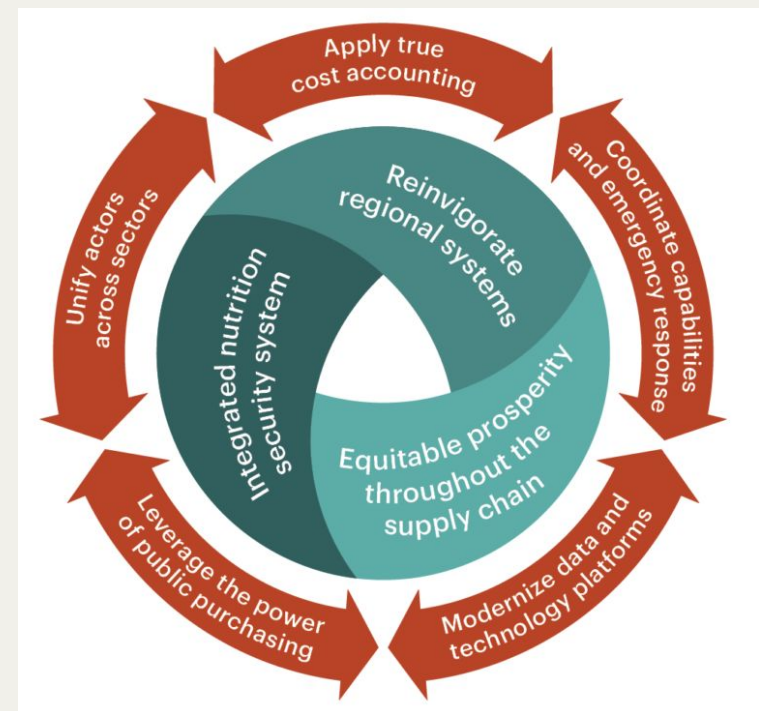
# Why is this project important?



To ensure the food security of all New England residents as national and international supply chains shift.

To reduce health and economic disparities related to food in marginalized communities.

To reduce unintentional costs imposed by the current food system (ie. health care costs, climate change, and biodiversity loss).



New England Feeding New England

# PROJECT TIMELINE



**By 2030, 30% of the food consumed in New England is produced/harvested/caught within New England.**

## RESEARCH

2021 through 2022



## PLANNING

2022 through 2023



## IMPLEMENTATION

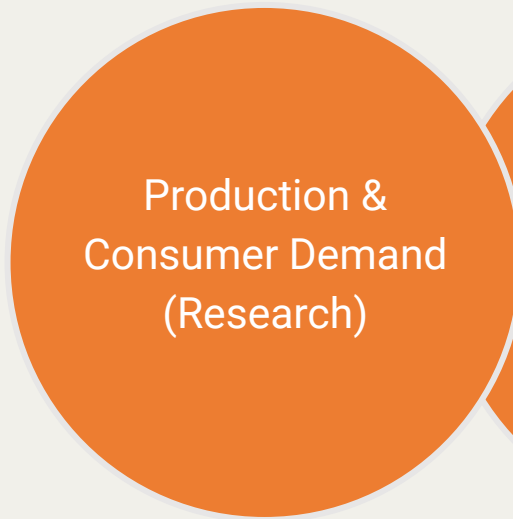

2023 into 2030 and beyond



we are  
here!



# Project Areas of Focus



↑  
today's update



# Project Outputs



- Relevant, timely foundational data and analysis provided for each state and the 6-state region, which can be used for public, private, nonprofit, community, and philanthropic planning and investment decisions.
- Broadened and strengthened networks within and between states -- working collaboratively to establish regionally-coordinated and prioritized implementation goals, objectives, and activities.
- Regional coordination among state-level, public sector decision makers on critical topics and priorities related to the development of a just and resilient regional food system.



# Research Update

- 14-member Research Team assembled and working across 5 research areas
- Research to inform strategy development, investment and, policy recommendations that support increasing consumption of food produced in the region to 30% by 2030
- Year-long, multi-layered research to better understand the New England food supply chain, consumer and retail behavior and project what might be possible by 2030

# Research Update



## RESEARCH CATEGORIES

**Calculate numbers of jobs and establishments** for the 6 state New England region between 2010 – 2020. Determine the level of occupational segregation by race/ethnicity related to employment.

**Calculate production and economic impact estimates** using data from US Census of Agriculture & US Bureau of Labor Statistics, and the Economic Census for manufacturing and distribution.

**Update the Dietary Needs estimates** from the New England Food Vision with more current data on production and trends + current USDA MyPlate guidelines.

**Regional market demand study** to analyze consumption and purchasing patterns and identify potential demand for regionally produced food within each market channel.

Identify and quantify **targets necessary to produce and distribute 30% of the food needed by New Englanders**, representing the diversity of ethnic, racial, and cultural preferences, in New England, by 2030.

# Research Update: Jobs and Establishments Methodology



We combined three sources of data to develop employment and establishment estimates

## **U.S. Bureau of Labor Statistics - Quarterly Census of Employment and Wages**

A quarterly count of employment, establishments, and wages reported by employers covering more than 95% of U.S. jobs. Estimates are for workers covered by State unemployment insurance laws and federal workers covered by Unemployment Compensation for Federal Employees program. QCEW job estimates account for about 85% of New England food system jobs and 44% of businesses.

## **U.S. Census Bureau - Nonemployer Statistics**

An annual series that provides subnational economic data for businesses that have no paid employees and are subject to federal income tax. The majority of all businesses in the U.S. are nonemployers (e.g., self-employed individuals with no paid employees), but these businesses account for a small amount of employment and sales. It is one of our only available sources of fisheries employment. Nonemployer jobs estimates account for about 4% of New England food system jobs and 29% of businesses.

# Research Update: Jobs and Establishments Methodology



We combined three sources of data to develop employment and establishment estimates

## USDA Census of Agriculture

A census of farmers conducted every 5 years (e.g, 2002, 2007, 2012, 2017). Even small plots of land - whether rural or urban - growing fruit, vegetables or some food animals count if \$1,000 or more of such products were raised and sold, or normally would have been sold, during the Census year. Census of Agriculture job estimates account for about 12% of New England food system jobs and 27% of businesses.

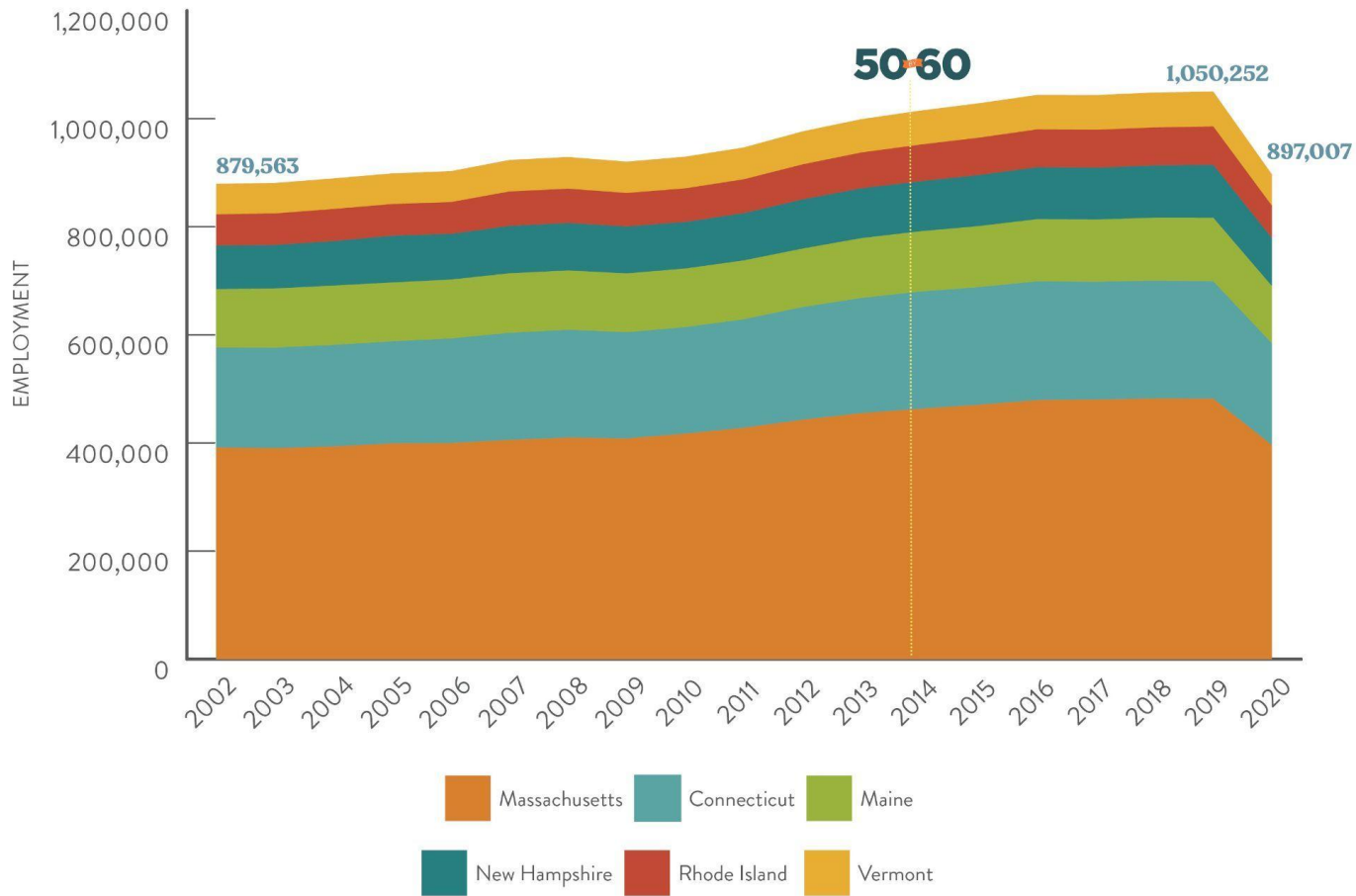
## Limitations

- It seems clear that some industries (e.g., beverage manufacturing) are underestimated.
- Some data is suppressed due to a small number of establishments.
- Time lags in data availability.
- Methodological changes introduced from Census to Census make some comparisons challenging.

# Research Update: Employment by State



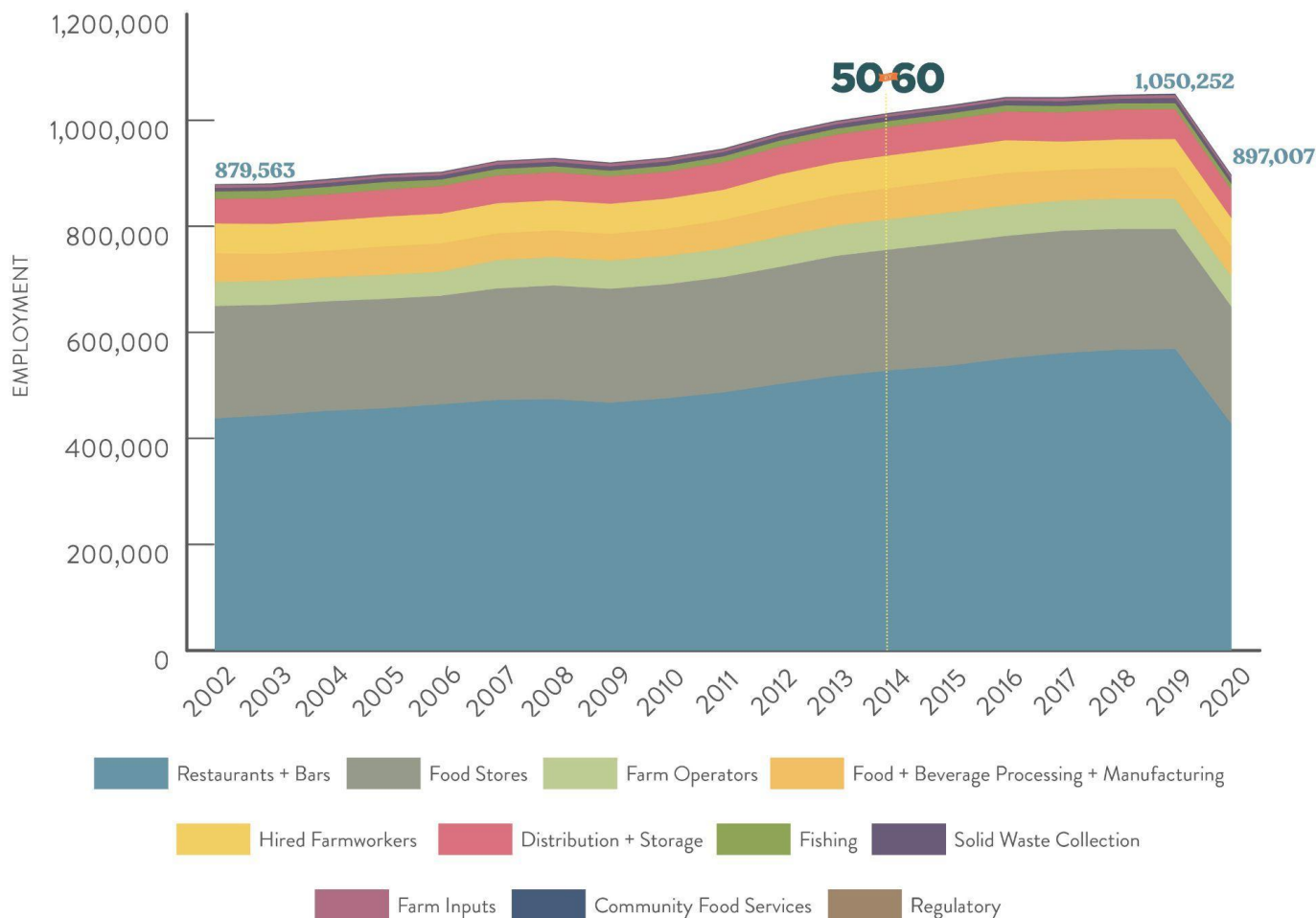
New England Food System Employment by State



# Research Update: Employment by Food Category



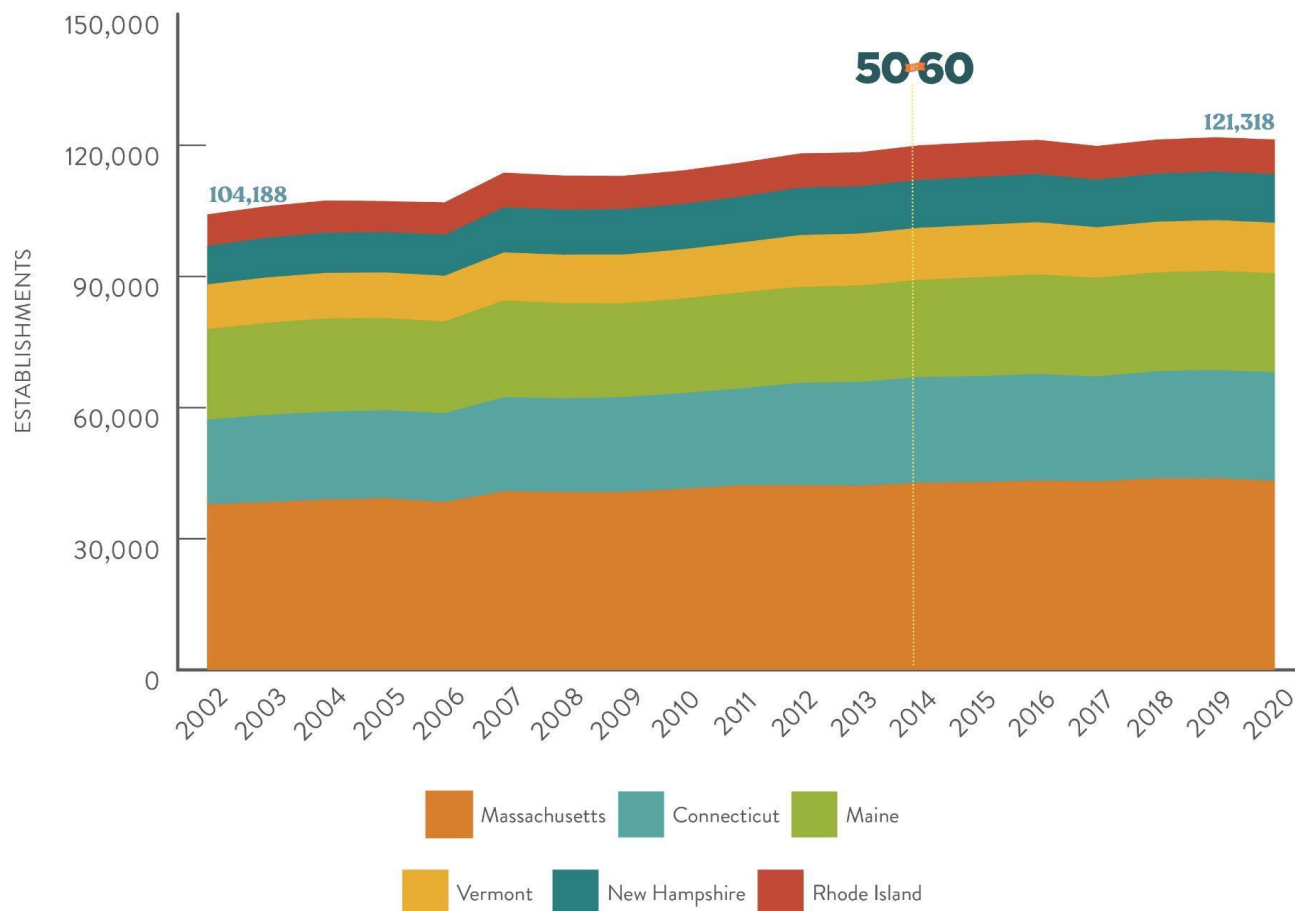
New England Food System Employment by Category



# Research Update: Establishments by State



New England Food System Establishments by State



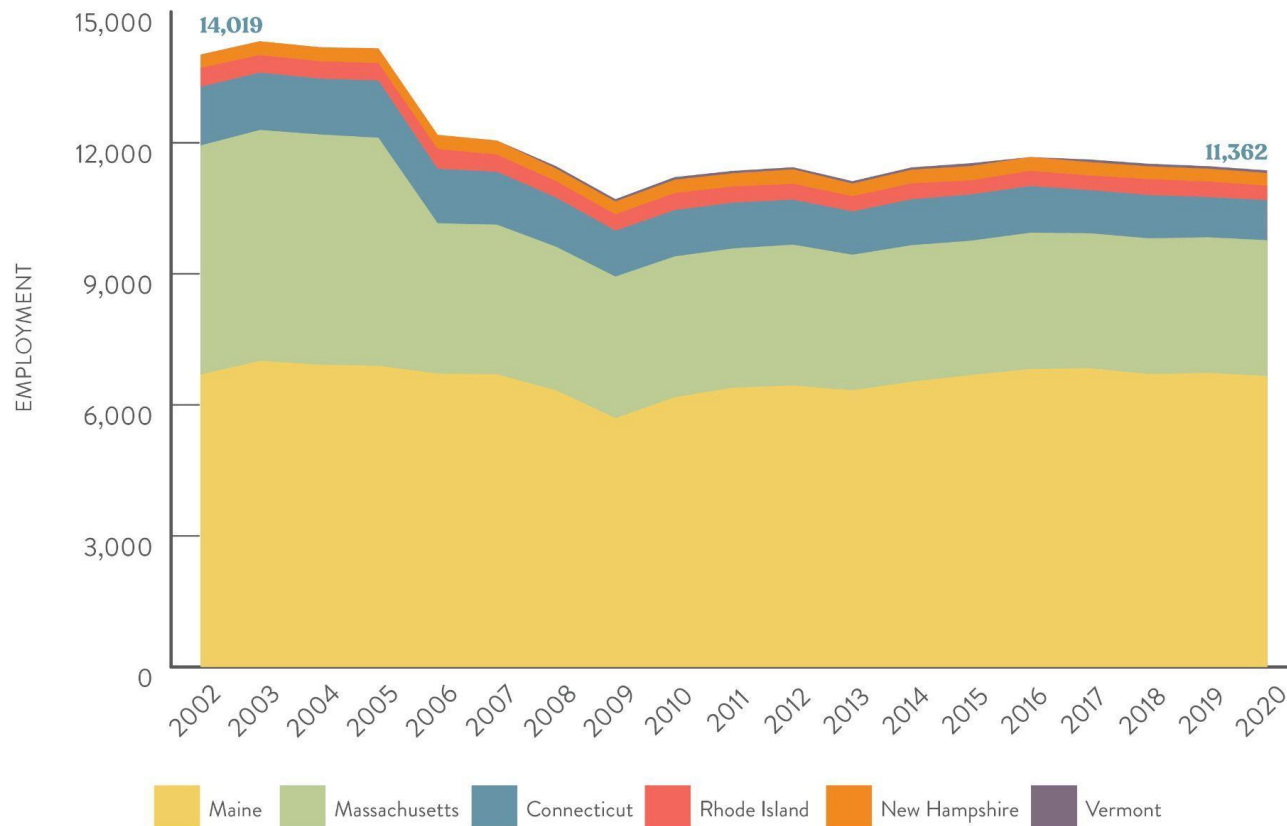




# Research Update: Fisheries Employment by State



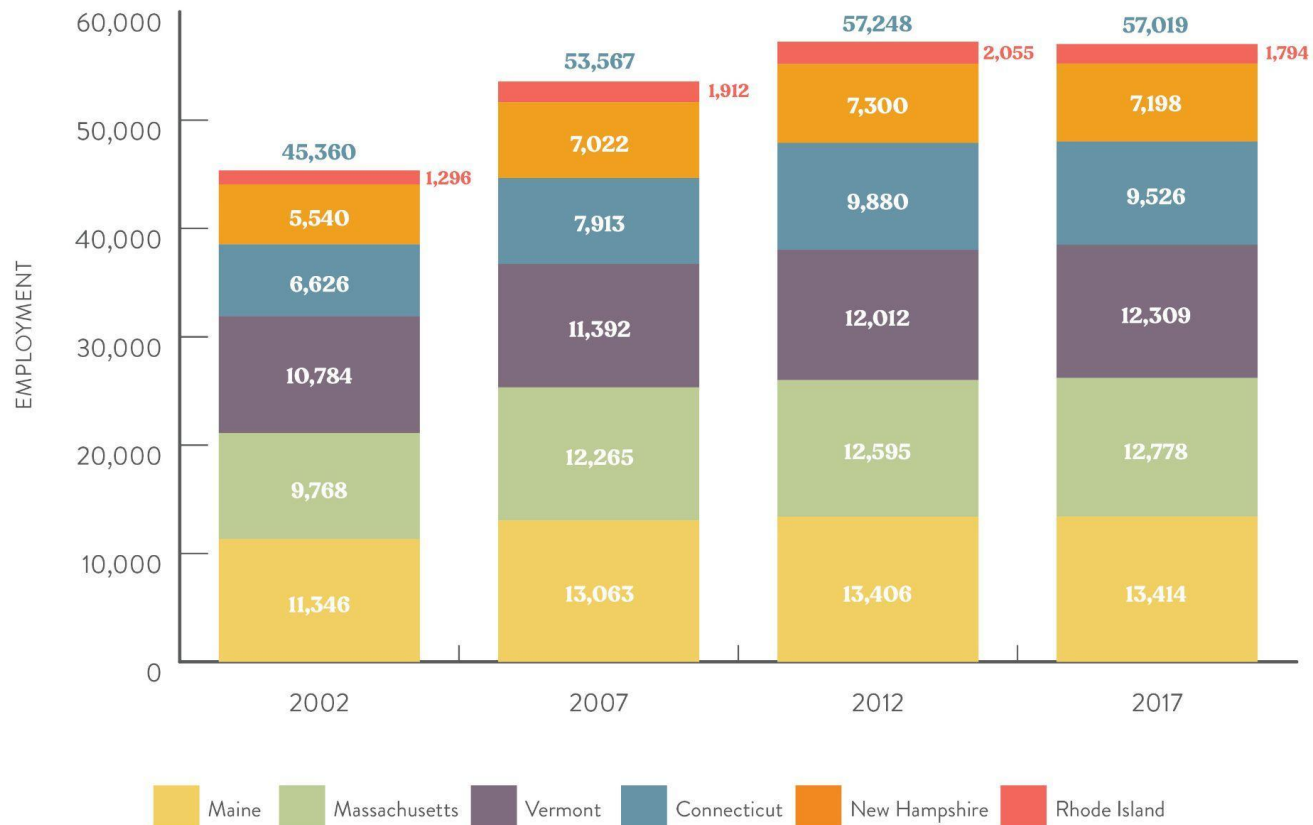
New England Fisheries Employment by State



# Research Update: Farm Operator Employment by State



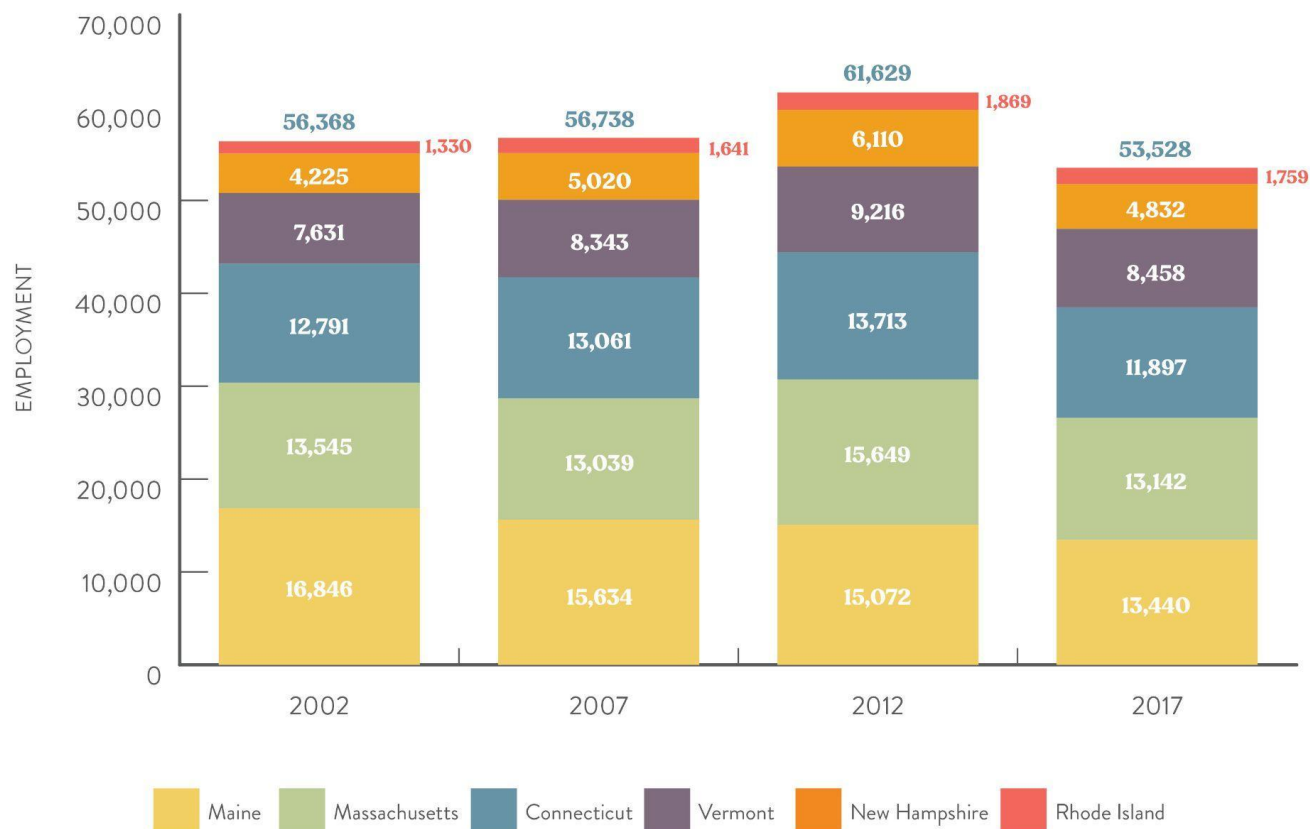
New England Farm Operators by State



# Research Update: Hired Farm Workers by State



New England Hired Farmworkers by State





# Research: Next Steps

**Calculate current production and economic impact estimates** using data from the US Census of Agriculture, US Bureau of the Labor Statistics & the US Economic Census for manufacturing and distribution.

**Update the Dietary Needs estimates** from the New England Food Vision with more current data on production and trends + current USDA MyPlate guidelines.

**Regional market demand study** to analyze consumption and purchasing patterns and identify potential demand for regionally produced food by market channel.

Identify and quantify **targets necessary to produce and distribute 30% of the food needed by New England**, representing the diversity of ethnic, racial, and cultural preferences, in New England, by 2030.

# Small Group Discussions (By State)



**Instructions:** when prompted, choose your own breakout room! Either your home state OR the regional room if your organization works across many states.

## Quick Introductions

### Initial Reactions and Clarifying Questions (10 min)

- What are your initial reactions/questions to the jobs & establishment research presented?

### Brainstorm and Discussion (20 min)

- How would you use this information? What decisions could it help you make?
- Who else should know about this work in your state? How might they use it?

# What's next, and how can I participate?



## **Quarterly newsletters/meetings (March 2022, June 2022, Sept. 2022)**

Attend them all, and forward the invitation to your colleagues who might also want to attend.

## **Timely research reports**

Help us share this data more widely with state decision makers - invite your state NEFNE lead to present to your state planning councils, climate commissions, and public finance entities.

## **Engagement with community-based organizations**

We are reaching out to community based organizations to gain their insight on matters of food security and find out what is most important to them. Tell your state NEFNE lead who to contact.



For more information, contact  
your state lead, email [nefne@vsjf.org](mailto:nefne@vsjf.org), or  
visit [www.nefoodsystemplanners.org](http://www.nefoodsystemplanners.org)

**Thank you!**